




| | | |
|---|-------------------------|--|
|  | type | MAX-POE-1 |
| | water flow | 3 m3/hr (@ 0,3 bar pressure drop) |
| | filtration precision | 40 µm |
| | pressure range | Max. 10 bar |
| | In/out water diameter | ¾" BSP |
| | environment temperature | 5°C~45°C |
| | water quality | municipal tap water |
| | filter material | SS316L |
| | | With pressure reducer |
| | | With manometer |
|  | type | MAX-POE-2 |
| | water flow | 3 m3/hr (@ 0,3 bar pressure drop) |
| | filtration precision | 40 µm |
| | pressure range | Max. 10 bar |
| | In/out water diameter | ¾" BSP |
| | environment temperature | 5°C~45°C |
| | water quality | municipal tap water |
| | filter material | SS316L |
| | | With 360° rotatable inlet/outlet manifold |
| | | With manometer integrated in plastic cover |
|  | type | MAX-POE-3 |
| | water flow | 3 m3/hr (@ 0,3 bar pressure drop) |
| | filtration precision | 40 µm |
| | pressure range | Max. 10 bar |
| | In/out water diameter | ¾" BSP |
| | environment temperature | 5°C~45°C |
| | water quality | municipal tap water |
| | filter material | SS316L |
| | | |
| | | |